

- 
- A map of South Florida showing county boundaries. The map is cut out from a background of a city skyline at dusk. The counties of Palm Beach, Broward, Miami-Dade, and Monroe are highlighted in different colors: Palm Beach is light green, Broward is light blue, Miami-Dade is dark blue, and Monroe is yellow. A legend to the left of the map lists these counties with corresponding colored circles.
- PALM BEACH COUNTY
  - BROWARD COUNTY
  - MIAMI DADE COUNTY
  - MONROE COUNTY

WORLDWIDE TITLE

**What's the best place  
to buy a new home  
in South Florida  
*2023***

*SoFlo, is the southernmost region of the U.S. state of Florida. South Florida encompasses all of Miami-Dade, Broward and Palm Beach counties, as well as the Florida Keys and the Glades interior - Monroe County*



*With 100+ cities in South Florida, we are going to help you break down the differences and help you decide which area is your best choice for your next home in **SoFlo**.*

LARGEST CITIES / POPULATION



**Miami**  
Pop. 440,000



**Hialeah**  
Pop. 220,000



**Fort Lauderdale**  
Pop. 180,000




**Pembroke Pines**  
Pop. 170,000



**Hollywood**  
Pop. 150,000



**Miramar**  
Pop. 130,000



**West Palm Beach**  
Pop. 120,000



**Davie**  
Pop. 110,000



**Pompano Beach**  
Pop. 110,000



WORLDWIDE TITLE

# Monroe County

#24 in Best Counties to Live in Florida

A- Overall Grade • County in Florida

A Public Schools

D Housing

A Nightlife

B+ Good for Families

A- Diversity

C+ Jobs

Median Household Income

## \$73,153

National \$69,021

## Real Estate

Median Home Value

## \$613,400


National \$244,900

Median Rent

## \$1,782

National \$1,163

Rent vs. Own



# Miami-Dade County

#22 in Best Counties for Families in Florida

B Overall Grade • County in Florida • ★★

A Public Schools

D- Housing

A Nightlife

A- Good for Families

A- Diversity

C Jobs

Median Household Income

## \$57,815

National \$69,021

## Real Estate

Median Home Value

## \$332,800


National \$244,900

Median Rent

## \$1,470

National \$1,163

Rent vs. Own



WORLDWIDE TITLE

# Broward County

#12 in Best Counties for Families in Florida

A- Overall Grade • County in Florida • ★★

B+ Public Schools

D+ Housing

A Nightlife

A- Good for Families

A+ Diversity

C+ Jobs

Median Household Income

**\$64,522**

National \$69,021

## Real Estate

Median Home Value

**\$299,700**

National \$244,900

Median Rent

**\$1,503**

National \$1,163

Rent vs. Own

Rent

37%

Own

63%

# Palm Beach County

#14 in Best Counties to Live in Florida

A Overall Grade • County in Florida • ⚡

B+ Public Schools

C- Housing

A- Nightlife

A- Good for Families

A Diversity

B Jobs

Median Household Income

**\$68,874**

National \$69,021

## Real Estate

Median Home Value

**\$316,600**

National \$244,900

Median Rent

**\$1,534**

National \$1,163

Rent vs. Own

Rent

31%

Own

69%

WORLDWIDE TITLE



# OWN YOUR FLORIDA LIFESTYLE

WORLDWIDE TITLE